

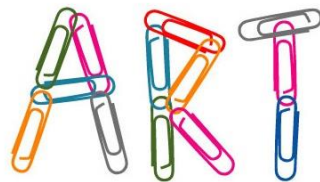


Bloxwich Academy

"Be The **Best** You Can Be"



KS3 Home Learning
Assignments



Year 8

Date to be submitted 28/02/2020

Submitted by due date? Yes/No

Name _____

Form _____


Art Teacher _____

*This home learning assignment currently links to the 'Green Man' project studied in class, focusing on natural forms and nature.



Peeled or sliced fruit and veg can be interesting to record from, they possess many detailed textures and patterns to their surface

AO3 Task - Develop your skills in record ready for lesson by choosing to complete image 1, 2 or the challenge task, depending on how confident you feel. Complete the image in the box provided, looking for – accuracy in outline, size and details. Try to apply tone where it is seen.

1. Confident



2. Very confident



Challenge Task

Select yourself a photographic image from the internet of a sliced fruit, or better still cut up your own piece of fruit. Then draw your recordings in the box provided.

This can be completed in tonal pencil or colour crayon, but you must show the following

- Varied tone
- Shadows and highlights
- Your image must fill the box
- Accuracy in outline

Biomorphic

Biomorphism is a painted, drawn, designed or sculptured free form suggesting a shape or pattern of a living organism.



Biomorphic Architecture

*An Architect is a person who designs buildings and in many cases also supervises their construction.



A01 Task - Antoni Gaudi

Antoni Gaudi was a Spanish Architect who was famous for his unique building designs. Gaudi was born in Spain, in _____. Most of his famous work can be found in the city of _____.

His most famous design is the Sagrada familia church which means the _____ Cathedral. Gaudi started working on the Sagrada familia in _____. However he was ran over by a tram in _____ and killed, so never got to see his cathedral completed.


Gaudi's work had a very unique style. Describe key features of his style below. Consider colour, inspiration, size and decoration techniques....Try to include your own opinion of his work.

Provide 5 significant facts about the building 'Sagrada Familia'





AO2 & 4 Task – Design and draw a tower inspired by Gaudi, his style and natural forms. Use the blank space on the next page to carry this out. Remember to add colour and think about his mosaic style.



Example ideas



Learning Outcomes:

Good if – You demonstrate clear Gaudi and natural form influence, filling the space well, and show neat presentation and colour application


Better if – You apply lots of detail to your design, including a mosaic effect with blended colours

Even better if – You show originality and strong creativity in your design with the application of blended colour tone showing shadow and highlights.

Exceptional if – You draw your design idea using 3D form



Think about the patterns and shapes you can use for ideas from the images of natural forms on this page.



Draw your design here

Gaudi often used mosaic tiles to decorate his building, can you add mosaic detail in to your design?

Old N/C Level	KS3 grade (9-1)	Fine grading	AO1 - Research and Development <u>Record</u> from experience and imagination. <u>Know</u> about great artists, craft makers and designers, and understand the historical and cultural development of their art forms. <u>Collect</u> visual and other information to help develop ideas	AO2 - Explore and Refine <u>Investigate</u> qualities of materials and processes. <u>Use</u> a range of materials creatively to design and make Art. <u>Control</u> tools and techniques and <u>take risks</u> with art materials to build confidence.	AO3 - Observe and Record <u>Record</u> ideas with observations and insights relevant to ideas and themes <u>Demonstrate skill</u> and control with the formal elements of Art (line, texture, tone, colour, shape, form and value)	AO4 - Respond and Present <u>Discuss and review</u> different ideas and methods <u>Create</u> well thought out <u>personal responses</u> , <u>compositions</u> or <u>final outcomes</u> that reflect project themes
7b	4	Fully +	You have commented about the <u>wider context</u> within which the artist(s) makes their work.	You can use a range of materials creatively and with a <u>personal approach</u> to design and make products	You can apply <u>controlled</u> levels of observational recording across a variety of materials and techniques (in particular from a primary source)	You have <u>considered</u> formal elements well in your composition to design a personal a <u>well-constructed</u> and controlled piece of artwork
7c		Adequately				
7c		Just -				
6a	3	Fully +	Your analysis is structured and you can express your opinions on at least <u>two aspects</u> of their work including artist style and message.	You can <u>self-select</u> materials and techniques to apply to your own designs and artwork. You can <u>take risks</u> to further develop skills and ideas.	<u>All elements</u> of Art recording e.g. tone, line, form etc.....demonstrate <u>some accuracy</u> in observations	Your design is based influenced by research but also has <u>original aspects</u> and your design(s) shows how you have thought about the formal elements
6b		Adequately				
6c		Just -				
5a	2	Fully +	You can write both 'facts' and 'descriptions' about an artist's work. Key words/terminology are used throughout.	You can <u>select appropriate</u> techniques and materials for different styles of Art. You can identify strengths and weaknesses in your outcomes	Subjects are <u>observed well</u> to show some accuracy in recording with some attention to tone.	Your design is <u>influenced</u> by research images and artist inspiration. Your work also shows good command of the materials.
5b		Adequately				
5c		Just -				
4a	1	Fully +	You can <u>write facts</u> about an artist and include at least <u>one</u> point from your opinion	You are <u>aware of</u> different tools, techniques, materials and processes, applying elements to your own designs. You can <u>verbalise</u> your understanding of processes.	You can observe objects and imagery to demonstrate <u>basic skills</u> in recording (in particular outline and secondary sources)	You can design an <u>effective composition</u> inspired by <u>key elements of an artists style</u>
4b		Adequately				
4c		Just -				
3a	T5	Fully	You can <u>pick out and write facts on/about</u> the artist's work referring to formal elements.	You are aware of different tools, techniques, materials and processes, applying <u>basic elements</u> to own designs	You are aware of the different elements of art and can apply <u>simplistic skill</u> to show this	You can design a <u>simple composition</u> based on selected images
3b	T4	Adequately				
3c	T3	Just				
WWW – EBI -						Effort Grade