



Bloxwich Academy
www.bloxwichacademy.co.uk

Ref: SEA/JW/pd/Learning Modes

21th July 2022

Dear Parent/Carer

Learning Modes

We have successfully completed a full academic year following the disruption of COVID-19. The Academy is going from strength to strength, with the OFSTED Good rating and the ever increasing numbers of pupils on roll.

As an Academy, we want to continue to drive excellent standards. A polite reminder that at Bloxwich Academy we insist that all pupils follow the rules to ensure we maximise their learning time. We do not allow pupils to have mobile phones in the Academy. All pupils will require a bag to carry their equipment each and every day. Equipment includes; two pens, pencil, ruler and rubber and a planner which will be issued to all key stage 3 pupils on their first day back.

Our uniform policy clearly states that all pupils should be in full attire which includes the wearing of plain black shoes. Please note we do not allow pumps, Vans or trainer styles, and no skinny trousers, leggings/jeggings. The uniform policy also includes no makeup to be worn in years 7, 8 and 9 with natural makeup in years 10 and 11. False eyelashes and nails are not permitted in any year group. This is to continue our drive with employability and high standards.

If you are unsure, please check with the Academy before purchasing as pupils will not be allowed into lessons unless they are dressed appropriately and have their correct equipment.

Please note the PE kit is a plain white t-shirt or polo style (no logo) with either black shorts or black tracksuit bottoms with sport socks and trainers, **No Football Shirts** are allowed.




To continue to maximise learning time and promote positive engagement in lessons, we have introduced Learning Modes to ensure pupils are aware of expected behaviours in each classroom. The Learning modes are designed to support the transition from teaching to learning and to drive resilience and focused learning across the curriculum. All pupils have had an assembly based on the Learning Modes and will be supported in the application. Please see over the page for clear and detailed information regarding the expected behaviours in each of our lessons.

Thank you for your support

Yours sincerely

A Seager (Mr)
Headteacher



Image	Learning Mode	What I need to do during this learning mode.	Reasons for the learning mode.
	Respectful listening	<ul style="list-style-type: none"> • Listen carefully to the teacher. • Do not talk to your peers during this learning mode. • Focus on the information given. • Raise my hand if I have a question. • Wait to be asked to answer a question. • Listen to my peers' questions or answers as this will help my learning. • Use the red, amber and green cards in the planner to show my level of understanding of the work. 	<ul style="list-style-type: none"> • It lets the member of staff teach the content without being interrupted. • Makes sure that lesson time is not wasted. • Lets you listen and focus on the lesson without being distracted. • Gives you the chance to ask a question if you haven't understood what has been said.
	Independent Silent Study	<ul style="list-style-type: none"> • Independent task to be completed as soon as you walk into the classroom in silence. • Concentrate on the task given. • Do not talk to your peers. • Apply the knowledge to your work. • Show the teacher the best level of work you can achieve. • If you are unsure about the work, raise your hand and wait for the teacher to help. • Use the red, amber and green cards in the planner to show my level of understanding of the work. 	<ul style="list-style-type: none"> • The Do Now Task starts the lesson quickly. No learning time is lost. • You show the teacher what you know about the lesson, not what your friends know. • If no one in the room is talking, it lets you concentrate and focus on the task.
	Polite partnership	<ul style="list-style-type: none"> • Talk about the work with your partner or group. • Make sure you are focusing on the work. • Talk at a level that if the teacher speaks to the class, they don't need to raise their voice. • Share your ideas with each other. • Listen to your peers and respect their ideas. • When the teacher signals a change in learning mode, focus needs to happen quickly. 	<ul style="list-style-type: none"> • Keeps class discussions on topic. • Lets you share your ideas and listen to others to help build your understanding. • Increases soft skills such as teamwork, problem solving, resilience and empathy.